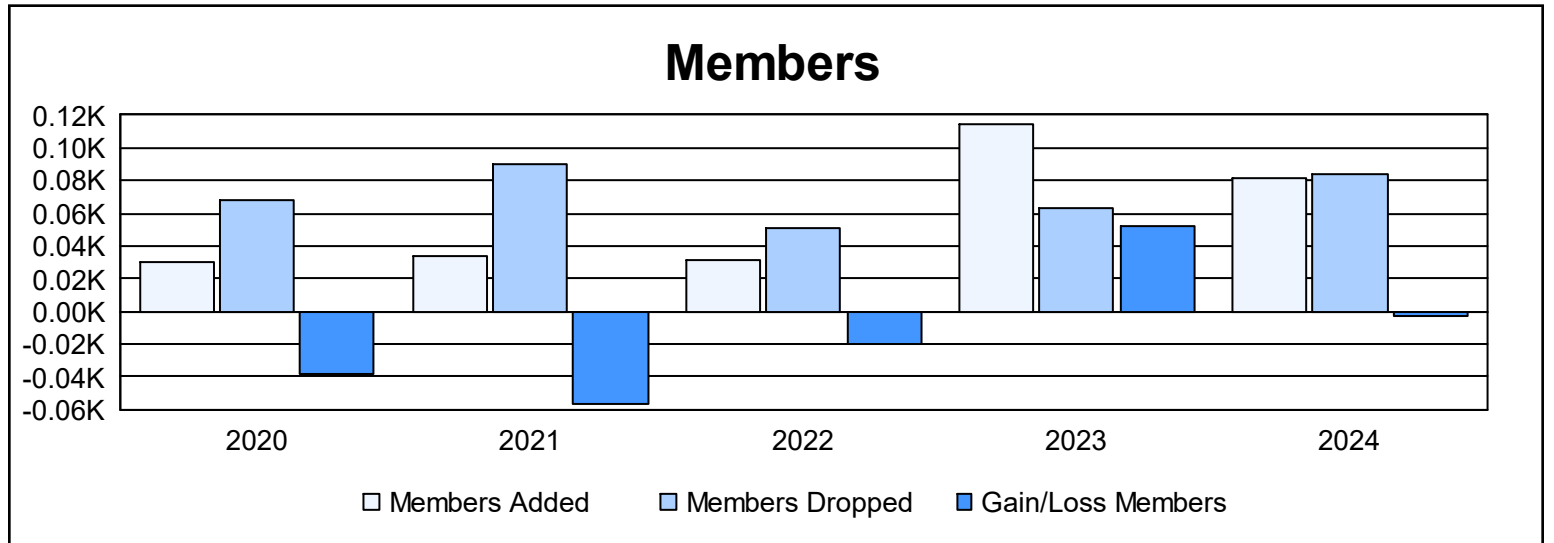
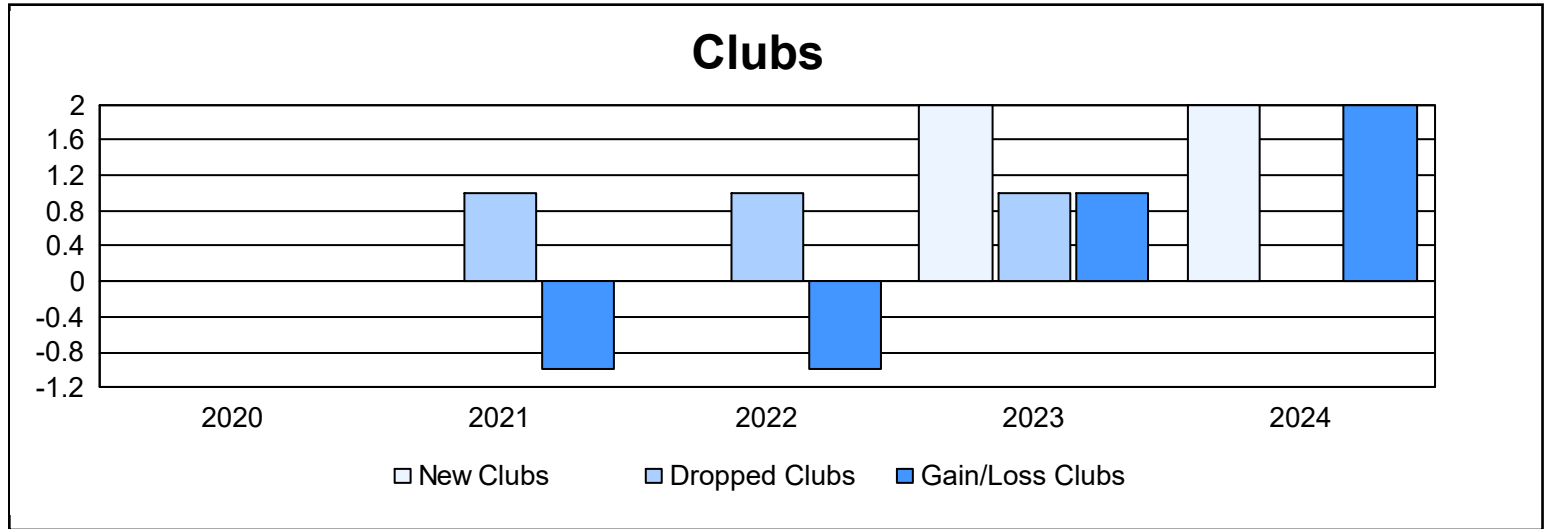
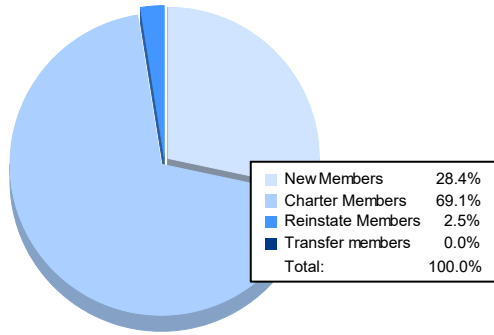


Year	New Clubs	Dropped Clubs	Gain/ Loss Clubs	New Members	Charter Members	Reinstate Members	Transfer Members	Total Member Added	Total Members Dropped	Gain/ Loss Members
2019-2020	0	0	0	28	2	0	0	30	68	-38
2020-2021	0	1	-1	32	0	2	0	34	90	-56
2021-2022	0	1	-1	27	1	2	1	31	51	-20
2022-2023	2	1	1	49	65	1	0	115	63	52
2023-2024	2	0	2	23	56	2	0	81	84	-3
<b>Average</b>	<b>1</b>	<b>1</b>	<b>0</b>	<b>32</b>	<b>25</b>	<b>1</b>	<b>0</b>	<b>58</b>	<b>71</b>	<b>-13</b>



### Membership Composition June 2024 Cumulative



### Gender Composition June 2024 Cumulative

